

FORM NO. MGT-7

[Pursuant to sub-Section(1) of section 92 of the Companies Act, 2013 and sub-rule (1) of rule 11of the Companies (Management and Administration) Rules, 2014]



सत्यमेव जयते

Annual Return (other than OPCs and Small Companies)

Form language ☒ English ☐ Hindi

Refer the instruction kit for filing the form.

I. REGISTRATION AND OTHER DETAILS

(i) * Corporate Identification Number (CIN) of the company

L01409WB1982PLC034590

Pre-fill

Global Location Number (GLN) of the company

* Permanent Account Number (PAN) of the company

AAACI6487L

(ii) (a) Name of the company

IFB AGRO INDUSTRIES LTD.

(b) Registered office address

PLOT NO -IND-5 SECTOR-1EAST CALCUTTA TOWNSHIP
KOLKATA
West Bengal
700107
India



(c) *e-mail ID of the company

kuntal_roy@ifbglobal.com

(d) *Telephone number with STD code

03339849675

(e) Website

www.ifbagro.in

(iii) Date of Incorporation

19/02/1982

(iv)	Type of the Company	Category of the Company	Sub-category of the Company
	Public Company	Company limited by shares	Indian Non-Government company

(v) Whether company is having share capital

☒ Yes

☐ No

(vi) *Whether shares listed on recognized Stock Exchange(s)

☒ Yes

☐ No

(a) Details of stock exchanges where shares are listed

S. No.	Stock Exchange Name	Code
1	BSE LIMITED (BSE)	1
2	NATIONAL STOCK EXCHANGE (NSE)	1,024

(b) CIN of the Registrar and Transfer Agent

U74140WB1994PTC062959

Pre-fill

Name of the Registrar and Transfer Agent

CB MANAGEMENT SERVICES PRIVATE LIMITED

Registered office address of the Registrar and Transfer Agents

P-22 BONDAL ROAD.
KOLKATA

(vii) *Financial year From date 01/04/2023 (DD/MM/YYYY) To date 31/03/2024 (DD/MM/YYYY)

(viii) *Whether Annual general meeting (AGM) held ☒ Yes ☐ No

(a) If yes, date of AGM

(b) Due date of AGM

30/09/2024

(c) Whether any extension for AGM granted

☐ Yes ☒ No

II. PRINCIPAL BUSINESS ACTIVITIES OF THE COMPANY

*Number of business activities

1

S.No	Main Activity group code	Description of Main Activity group	Business Activity Code	Description of Business Activity	% of turnover of the company
1	C	Manufacturing	C1	Food, beverages and tobacco products	100

III. PARTICULARS OF HOLDING, SUBSIDIARY AND ASSOCIATE COMPANIES (INCLUDING JOINT VENTURES)

*No. of Companies for which information is to be given

2

Pre-fill All

S.No	Name of the company	CIN / FCRN	Holding/ Subsidiary/Associate/ Joint Venture	% of shares held
1	IFB AGRO MARINE (FZE)		Subsidiary	100
2	IFB Agro Holdings Pte. Ltd.		Subsidiary	100

IV. SHARE CAPITAL, DEBENTURES AND OTHER SECURITIES OF THE COMPANY

(i) *SHARE CAPITAL

(a) Equity share capital

Particulars	Authorised capital	Issued capital	Subscribed capital	Paid up capital
Total number of equity shares	12,000,000	9,367,111	9,367,111	9,367,111
Total amount of equity shares (in Rupees)	120,000,000	93,671,110	93,671,110	93,671,110

Number of classes

1

Class of Shares	Authorised capital	Issued capital	Subscribed capital	Paid up capital
Equity shares-1				
Number of equity shares	12,000,000	9,367,111	9,367,111	9,367,111
Nominal value per share (in rupees)	10	10	10	10
Total amount of equity shares (in rupees)	120,000,000	93,671,110	93,671,110	93,671,110

(b) Preference share capital

Particulars	Authorised capital	Issued capital	Subscribed capital	Paid-up capital
Total number of preference shares	0	0	0	0
Total amount of preference shares (in rupees)	0	0	0	0

Number of classes

0

Class of shares	Authorised capital	Issued capital	Subscribed capital	Paid up capital
Number of preference shares				
Nominal value per share (in rupees)				
Total amount of preference shares (in rupees)				

(c) Unclassified share capital

Particulars	Authorised Capital
Total amount of unclassified shares	0

(d) Break-up of paid-up share capital

Class of shares	Number of shares			Total nominal amount	Total Paid-up amount	Total premium
Equity shares	Physical	DEMAT	Total			

At the beginning of the year	397,584	8,969,527	9367111	93,671,110	93,671,110	0
Increase during the year	0	12,107	12107	121,070	121,070	0
i. Pubic Issues	0	0	0	0	0	0
ii. Rights issue	0	0	0	0	0	0
iii. Bonus issue	0	0	0	0	0	0
iv. Private Placement/ Preferential allotment	0	0	0	0	0	0
v. ESOPs	0	0	0	0	0	0
vi. Sweat equity shares allotted	0	0	0	0	0	0
vii. Conversion of Preference share	0	0	0	0	0	0
viii. Conversion of Debentures	0	0	0	0	0	0
ix. GDRs/ADRs	0	0	0	0	0	0
x. Others, specify	0	12,107	12107	121,070	121,070	
Dematerialized during year						
Decrease during the year	12,107	0	12107	121,070	121,070	0
i. Buy-back of shares	0	0	0	0	0	
ii. Shares forfeited	0	0	0	0	0	0
iii. Reduction of share capital	0	0	0	0	0	
iv. Others, specify	12,107	0	12107	121,070	121,070	
Dematerialized during year						
At the end of the year	385,477	8,981,634	9367111	93,671,110	93,671,110	
Preference shares						
At the beginning of the year	0	0	0	0	0	
Increase during the year	0	0	0	0	0	0
i. Issues of shares	0	0	0	0	0	0
ii. Re-issue of forfeited shares	0	0	0	0	0	0
iii. Others, specify						
Decrease during the year	0	0	0	0	0	0

i. Redemption of shares	0	0	0	0	0	0
ii. Shares forfeited	0	0	0	0	0	
iii. Reduction of share capital	0	0	0	0	0	0
iv. Others, specify						
At the end of the year	0	0	0	0	0	

ISIN of the equity shares of the company

INE076C01018

(ii) Details of stock split/consolidation during the year (for each class of shares)

0

Class of shares		(i)	(ii)	(iii)
Before split / Consolidation	Number of shares			
	Face value per share			
After split / Consolidation	Number of shares			
	Face value per share			

(iii) Details of shares/Debentures Transfers since closure date of last financial year (or in the case of the first return at any time since the incorporation of the company) *

☐

Nil

[Details being provided in a CD/Digital Media]

☐

Yes

☒

No

☐

Not Applicable

Separate sheet attached for details of transfers

☒

Yes

☐

No

Note: In case list of transfer exceeds 10, option for submission as a separate sheet attachment or submission in a CD/Digital Media may be shown.

Date of the previous annual general meeting		31/07/2023
Date of registration of transfer (Date Month Year)		
Type of transfer		1 - Equity, 2- Preference Shares, 3 - Debentures, 4 - Stock

Number of Shares/ Debentures/ Units Transferred			Amount per Share/ Debenture/Unit (in Rs.)		
Ledger Folio of Transferor					
Transferor's Name					
	Surname		middle name		first name
Ledger Folio of Transferee					
Transferee's Name					
	Surname		middle name		first name

Date of registration of transfer (Date Month Year)						
Type of transfer		1 - Equity, 2- Preference Shares,3 - Debentures, 4 - Stock				
Number of Shares/ Debentures/ Units Transferred			Amount per Share/ Debenture/Unit (in Rs.)			
Ledger Folio of Transferor						
Transferor's Name						
	Surname		middle name		first name	
Ledger Folio of Transferee						
Transferee's Name						
	Surname		middle name		first name	

(iv) *Debentures (Outstanding as at the end of financial year)

Particulars	Number of units	Nominal value per unit	Total value
Non-convertible debentures	0	0	0

Particulars	Number of units	Nominal value per unit	Total value
Partly convertible debentures	0	0	0
Fully convertible debentures	0	0	0
Total			0

Details of debentures

Class of debentures	Outstanding as at the beginning of the year	Increase during the year	Decrease during the year	Outstanding as at the end of the year
Non-convertible debentures	0	0	0	0
Partly convertible debentures	0	0	0	0
Fully convertible debentures	0	0	0	0

(v) Securities (other than shares and debentures)

0

Type of Securities	Number of Securities	Nominal Value of each Unit	Total Nominal Value	Paid up Value of each Unit	Total Paid up Value
Total					

V. *Turnover and net worth of the company (as defined in the Companies Act, 2013)

(i) Turnover

13,779,208,203

(ii) Net worth of the Company

5,113,037,873

VI. (a) *SHARE HOLDING PATTERN - Promoters

S. No.	Category	Equity		Preference	
		Number of shares	Percentage	Number of shares	Percentage
1.	Individual/Hindu Undivided Family				
	(i) Indian	239,824	2.56	0	
	(ii) Non-resident Indian (NRI)	0	0	0	
	(iii) Foreign national (other than NRI)	0	0	0	
2.	Government				
	(i) Central Government	0	0	0	

	(ii) State Government	0	0	0	
	(iii) Government companies	0	0	0	
3.	Insurance companies	0	0	0	
4.	Banks	0	0	0	
5.	Financial institutions	0	0	0	
6.	Foreign institutional investors	0	0	0	
7.	Mutual funds	0	0	0	
8.	Venture capital	0	0	0	
9.	Body corporate (not mentioned above)	5,848,856	62.44	0	
10.	Others	0	0	0	
	Total	6,088,680	65	0	0

Total number of shareholders (promoters)

8

(b) *SHARE HOLDING PATTERN - Public/Other than promoters

S. No.	Category	Equity		Preference	
		Number of shares	Percentage	Number of shares	Percentage
1.	Individual/Hindu Undivided Family				
	(i) Indian	2,206,993	23.56	0	
	(ii) Non-resident Indian (NRI)	63,024	0.67	0	
	(iii) Foreign national (other than NRI)	0	0	0	
2.	Government				
	(i) Central Government	0	0	0	
	(ii) State Government	0	0	0	
	(iii) Government companies	0	0	0	
3.	Insurance companies	0	0	0	
4.	Banks	95,850	1.02	0	
5.	Financial institutions	8,200	0.09	0	

6.	Foreign institutional investors	0	0	0	
7.	Mutual funds	800	0.01	0	
8.	Venture capital	0	0	0	
9.	Body corporate (not mentioned above)	794,404	8.48	0	
10.	Others Others	109,160	1.17	0	
	Total	3,278,431	35	0	0

Total number of shareholders (other than promoters)

12,543

**Total number of shareholders (Promoters+Public/
Other than promoters)**

12,551

**VII. *NUMBER OF PROMOTERS, MEMBERS, DEBENTURE HOLDERS
(Details, Promoters, Members (other than promoters), Debenture holders)**

Details	At the beginning of the year	At the end of the year
Promoters	9	8
Members (other than promoters)	12,523	12,543
Debenture holders	0	0

VIII. DETAILS OF DIRECTORS AND KEY MANAGERIAL PERSONNEL








(A) *Composition of Board of Directors

Category	Number of directors at the beginning of the year		Number of directors at the end of the year		Percentage of shares held by directors as at the end of year	
	Executive	Non-executive	Executive	Non-executive	Executive	Non-executive
A. Promoter	1	1	1	0	0.01	0
B. Non-Promoter	2	5	2	5	0	0
(i) Non-Independent	2	0	2	0	0	0
(ii) Independent	0	5	0	5	0	0
C. Nominee Directors representing	0	0	0	0	0	0
(i) Banks & FIs	0	0	0	0	0	0
(ii) Investing institutions	0	0	0	0	0	0

(iii) Government	0	0	0	0	0	0
(iv) Small share holders	0	0	0	0	0	0
(v) Others	0	0	0	0	0	0
Total	3	6	3	5	0.01	0

Number of Directors and Key managerial personnel (who is not director) as on the financial year end date 15

(B) (i) *Details of directors and Key managerial personnel as on the closure of financial year

Name	DIN/PAN	Designation	Number of equity share(s) held	Date of cessation (after closure of financial year : If any)
RUNU CHAKRABORTY 	08463092	Director	0	
SUDIP KUMAR MUKHERJEE 	02764262	Director	0	
ARUP KUMAR BANERJEE 	00336225	Whole-time director	0	
MANOJ KUMAR VIJAY 	00075792	Director	0	
HARI RAM AGARWAL 	00256614	Director	0	
BIKRAMJIT NAG	00827155	Whole-time director	1,000	
MALAY KUMAR DAS	00408084	Director	0	
SANTANU GHOSH	ADKPG2089E	CEO	0	
RANA CHATTERJEE	ABVPC4232G	CFO	0	
RAHUL CHOUDHARY	ACNPC5556A	CFO	0	
DEBASIS GHOSH	ADUPG4113H	CEO	0	
SOUMITRA CHAKRAVARTY 	ACZPC8570E	CEO	0	
SIDDHARTHA BASU	AFMPB4732P	CFO	0	
KUNTAL ROY	APWPR5418N	Company Secretary	0	
AMITABHA MUKHOPADHYAY 	01806781	Managing Director	0	11/04/2024

(ii) Particulars of change in director(s) and Key managerial personnel during the year

2

Name	DIN/PAN	Designation at the beginning / during the financial year	Date of appointment/ change in designation/ cessation	Nature of change (Appointment/ Change in designation/ Cessation)
BIKRAMJIT NAG	00827155	Whole-time director	13/02/2024	Change in designation
BIJON BHUSHAN N	00756995	Director	28/01/2024	Cessation due to Death

IX. MEETINGS OF MEMBERS/CLASS OF MEMBERS/BOARD/COMMITTEES OF THE BOARD OF DIRECTORS

A. MEMBERS/CLASS /REQUISITIONED/NCLT/COURT CONVENED MEETINGS

Number of meetings held

1

Type of meeting	Date of meeting	Total Number of Members entitled to attend meeting	Attendance	
			Number of members attended	% of total shareholding
Annual General Meeting	31/07/2023	12,363	76	66

B. BOARD MEETINGS

*Number of meetings held

6

S. No.	Date of meeting	Total Number of directors associated as on the date of meeting	Attendance	
			Number of directors attended	% of attendance
1	24/04/2023	9	9	100
2	30/05/2023	9	9	100
3	14/08/2023	9	8	88.89
4	30/11/2023	9	8	88.89
5	13/02/2024	8	8	100
6	29/03/2024	8	8	100

C. COMMITTEE MEETINGS

Number of meetings held

16

S. No.	Type of meeting	Date of meeting	Total Number of Members as on the date of the meeting	Attendance	
				Number of members attended	% of attendance
1	Audit Committee	30/05/2023	3	3	100

S. No.	Type of meeting	Date of meeting	Total Number of Members as on the date of the meeting	Attendance	
				Number of members attended	% of attendance
2	Audit Committee	14/08/2023	3	3	100
3	Audit Committee	03/11/2023	3	3	100
4	Audit Committee	13/02/2024	3	3	100
5	Corporate Social Responsibility	17/07/2023	3	3	100
6	Corporate Social Responsibility	30/03/2024	3	3	100
7	Risk Management	26/07/2023	4	4	100
8	Risk Management	18/01/2024	4	4	100
9	Nomination and Remuneration	24/04/2023	3	3	100
10	Nomination and Remuneration	30/05/2023	3	3	100

D. *ATTENDANCE OF DIRECTORS

S. No.	Name of the director	Board Meetings			Committee Meetings			Whether attended AGM held on
		Number of Meetings which director was entitled to attend	Number of Meetings attended	% of attendance	Number of Meetings which director was entitled to attend	Number of Meetings attended	% of attendance	
								(Y/N/NA)
1	RUNU CHAKRABORTY	6	6	100	2	2	100	
2	SUDIP KUMAR	6	6	100	2	2	100	
3	ARUP KUMAR	6	6	100	2	2	100	
4	MANOJ KUMAR	6	6	100	4	4	100	
5	HARI RAM AGARWAL	6	6	100	3	3	100	
6	BIKRAMJIT NATH	6	6	100	0	0	0	
7	MALAY KUMAR	6	6	100	5	5	100	
8	AMITABHA MISHRA	6	6	100	2	2	100	

X. *REMUNERATION OF DIRECTORS AND KEY MANAGERIAL PERSONNEL

☐ Nil

Number of Managing Director, Whole-time Directors and/or Manager whose remuneration details to be entered

3

S. No.	Name	Designation	Gross Salary	Commission	Stock Option/ Sweat equity	Others	Total Amount
1	BIKRAMJIT NAG	Whole time Director	11,469,231	0	0	0	11,469,231
2	ARUP KUMAR BANERJEE	Whole time Director	46,942,605	0	0	0	46,942,605
3	AMITABHA MUKHERJEE	Managing Director	16,517,815	0	0	0	16,517,815
	Total		74,929,651	0	0	0	74,929,651

Number of CEO, CFO and Company secretary whose remuneration details to be entered

7

S. No.	Name	Designation	Gross Salary	Commission	Stock Option/ Sweat equity	Others	Total Amount
1	RAHUL CHOUDHARY	CFO	10,311,000	0	0	0	10,311,000
2	SANTANU GHOSH	CEO-DISTILLED	6,205,000	0	0	0	6,205,000
3	DEBASIS GHOSH	CEO-IMIL	6,713,000	0	0	0	6,713,000
4	SOUMITRA CHAKRABORTY	CEO-MARINE	6,278,426	0	0	0	6,278,426
5	RANA CHATTERJEE	CFO-ALCOHOL	5,753,479	0	0	0	5,753,479
6	KUNTAL ROY	Company Secretary	1,378,090	0	0	0	1,378,090
	Total		36,638,995	0	0	0	36,638,995

Number of other directors whose remuneration details to be entered

6

S. No.	Name	Designation	Gross Salary	Commission	Stock Option/ Sweat equity	Others	Total Amount
1	RUNU CHAKRABORTY	Director	0	0	0	220,000	220,000
2	SUDIP KUMAR MUKHERJEE	Director	0	0	0	300,000	300,000
3	MANOJ KUMAR VIJAY	Director	0	0	0	370,000	370,000
4	HARI RAM AGARWAL	Director	0	0	0	300,000	300,000
5	MALAY KUMAR DASS	Director	0	0	0	220,000	220,000
6	BIJON BHUSHAN MUKHERJEE	Director	0	0	0	50,000	50,000
	Total		0	0	0	1,460,000	1,460,000

XI. MATTERS RELATED TO CERTIFICATION OF COMPLIANCES AND DISCLOSURES

* A. Whether the company has made compliances and disclosures in respect of applicable provisions of the Companies Act, 2013 during the year ☒ Yes ☐ No

B. If No, give reasons/observations

XII. PENALTY AND PUNISHMENT - DETAILS THEREOF

(A) DETAILS OF PENALTIES / PUNISHMENT IMPOSED ON COMPANY/DIRECTORS /OFFICERS ☒ Nil

Name of the company/ directors/ officers	Name of the court/ concerned Authority	Date of Order	Name of the Act and section under which penalised / punished	Details of penalty/ punishment	Details of appeal (if any) including present status

(B) DETAILS OF COMPOUNDING OF OFFENCES ☒ Nil

Name of the company/ directors/ officers	Name of the court/ concerned Authority	Date of Order	Name of the Act and section under which offence committed	Particulars of offence	Amount of compounding (in Rupees)

XIII. Whether complete list of shareholders, debenture holders has been enclosed as an attachment

☒ Yes ☐ No

XIV. COMPLIANCE OF SUB-SECTION (2) OF SECTION 92, IN CASE OF LISTED COMPANIES

In case of a listed company or a company having paid up share capital of Ten Crore rupees or more or turnover of Fifty Crore rupees or more, details of company secretary in whole time practice certifying the annual return in Form MGT-8.

Name

Bijay Agarwal

Whether associate or fellow

☐ Associate ☒ Fellow

Certificate of practice number

13549

I/We certify that:

- (a) The return states the facts, as they stood on the date of the closure of the financial year aforesaid correctly and adequately.
(b) Unless otherwise expressly stated to the contrary elsewhere in this Return, the Company has complied with all the provisions of the Act during the financial year.

Declaration

I am Authorised by the Board of Directors of the company vide resolution no. ... dated

(DD/MM/YYYY) to sign this form and declare that all the requirements of the Companies Act, 2013 and the rules made thereunder in respect of the subject matter of this form and matters incidental thereto have been complied with. I further declare that:

1. Whatever is stated in this form and in the attachments thereto is true, correct and complete and no information material to the subject matter of this form has been suppressed or concealed and is as per the original records maintained by the company.
2. All the required attachments have been completely and legibly attached to this form.

Note: Attention is also drawn to the provisions of Section 447, section 448 and 449 of the Companies Act, 2013 which provide for punishment for fraud, punishment for false statement and punishment for false evidence respectively.

To be digitally signed by

Director

DIN of the director

To be digitally signed by

☒ Company Secretary

☐ Company secretary in practice

Membership number

Certificate of practice number

Attachments

1. List of share holders, debenture holders
2. Approval letter for extension of AGM;
3. Copy of MGT-8;
4. Optional Attachment(s), if any

Attach

Attach

Attach

Attach

List of attachments

Remove attachment

Modify

Check Form

Prescrutiny

Submit

This eForm has been taken on file maintained by the Registrar of Companies through electronic mode and on the basis of statement of correctness given by the company